

Recommended Steps:

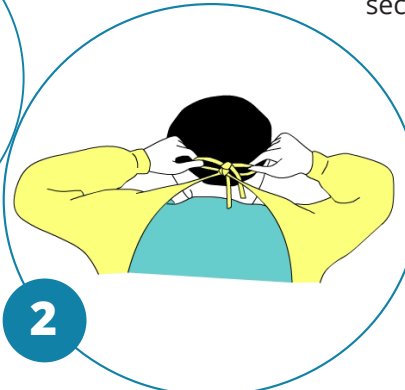
Putting On Personal Protective Equipment (PPE)

1. Perform Hand Hygiene



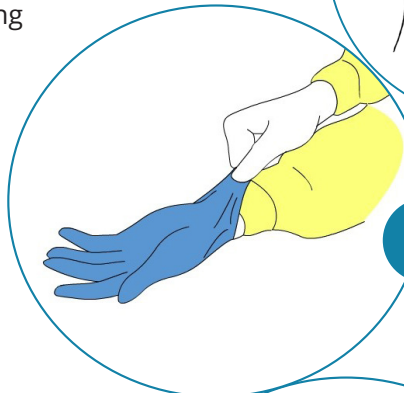
2. Put on Gown

- Tie neck and waist ties securely



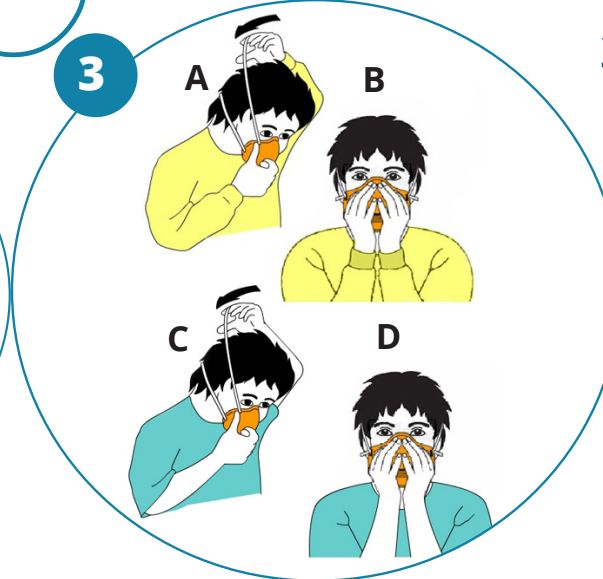
5. Put on Gloves

- Put on gloves, taking care not to tear or puncture glove
- If a gown is worn, the glove fits over the gown's cuff



3. Put on Mask/N95 Respirator

- Place mask over nose and under chin
- Secure ties, loops or straps
- Mould metal piece to your nose bridge
- For respirators, perform a seal-check



4. Put on Protective Eyewear

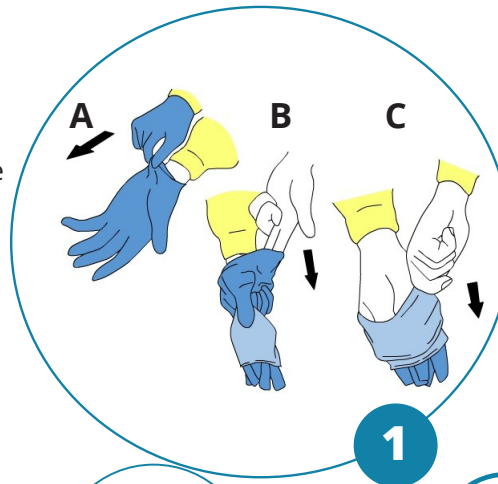
- Put on eye protection and adjust to fit
- Face shield should fit over brow



Recommended Steps: Taking Off Personal Protective Equipment (PPE)

1. Remove Gloves

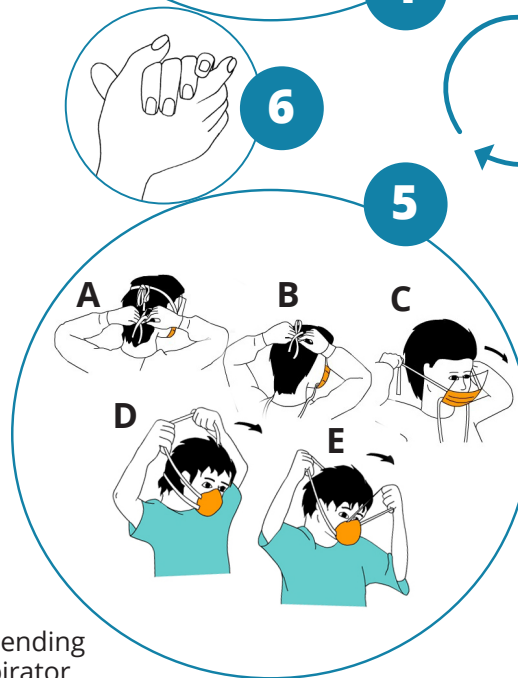
- Remove gloves using a glove-to-glove / skin-to-skin technique
- Grasp outside edge near the wrist and peel away, rolling the glove inside-out
- Reach under the second glove and peel away
- Discard immediately into waste receptacle



6. Perform Hand Hygiene

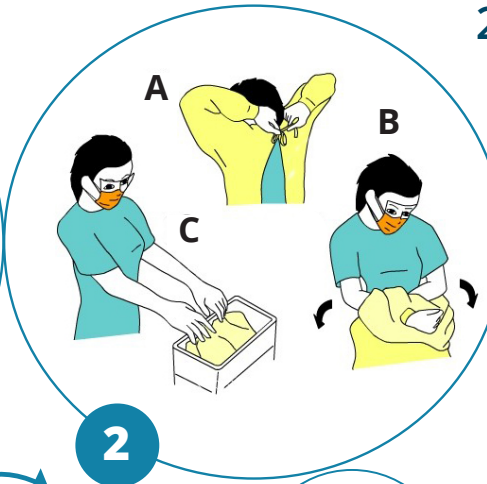
5. Remove Mask/ N95 Respirator

- Ties/ear loops/straps are considered 'clean' and may be touched with hands
- The front of the mask/respirator is considered to be contaminated
- Untie bottom tie then top tie, or grasp straps or ear loops
- Pull forward off the head, bending forward to allow mask/respirator to fall away from the face
- Discard immediately into waste receptacle



2. Remove Gown

- Remove gown in a manner that prevents contamination of clothing or skin
- Starting with waist ties, then neck ties, pull the gown forward from the neck ties and roll it so that the contaminated outside of the gown is to the inside. Roll off the arms into a bundle, then discarded immediately in a manner that minimizes air disturbance.



3. Perform Hand Hygiene

4. Remove Eye Protection

- Arms of goggles and headband of face shields are considered to be 'clean' and may be touched with the hands
- The front of goggles/face shield is considered to be contaminated
- Remove eye protection by handling ear loops, sides or back only
- Discard into waste receptacle or into appropriate container to be sent for reprocessing
- Personally-owned eyewear may be cleaned by the individual after each use

